
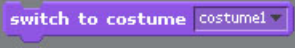





Summer Story Project

Finish a story about what the cat did over summer. Answer questions 1, 2, and 6 on paper.

1. Open the file `summer.sb`. Click the flag. What does it do so far?
2. Click on the cat and look at his script. What does the cat broadcast in the last block?
3. We'll make a basketball scene (a second script)
 - a. Drag a  block into the script section.
 - b. Click the empty box and choose "basketball scene".
 - c. Under looks, drag a  block into your script
 - d. Change costume1 to costume3
 - e. Give the cat something to say about playing basketball over summer.
 - f. Drag a  block to the end of this second script.
 - g. Click the empty box.
 - h. Choose new
 - i. Type in movie scene and hit ok.
4. We'll make the background change as well.
 - a. Click on the stage
 - b. Choose scripts
 - c. Drag a  block into the script section.
 - d. Click the empty box and choose "basketball scene".
 - e. Under looks, drag a  block into your script
 - f. Change background1 to basketball-court
5. Now add a third scene about going to the movies.
6. Summarize how you can use broadcast to change scenes in a story. Get your work checked off.
7. Now add in another character into each scene like in the role play (i.e. The Crab, The Opponent and The Date). These characters should show and hide.
8. Feel free to add in additional scenes.